

Corel<sup>®</sup>  
**painter<sup>™</sup> 11**



**Reviewer's Guide**



Copyright 2009 Corel Corporation. All rights reserved.

Corel® Painter™ 11 Reviewer's Guide

Protected by U.S. Patents 5652880; 5347620; 5767860; 6195100; 6385336; 6552725; 6657739; 6731309; 6825859; 6633305; Patents Pending.

Product specifications, pricing, packaging, technical support and information ("specifications") refer to the retail English version only. The specifications for all other versions (including other language versions) may vary.

INFORMATION IS PROVIDED BY COREL ON AN "AS IS" BASIS, WITHOUT ANY OTHER WARRANTIES OR CONDITIONS, EXPRESS OR IMPLIED, INCLUDING, BUT NOT LIMITED TO, WARRANTIES OF MERCHANTABILITY, SATISFACTORY QUALITY, MERCHANTABILITY OR FITNESS FOR A PARTICULAR PURPOSE, OR THOSE ARISING BY LAW, STATUTE, USAGE OF TRADE, COURSE OF DEALING OR OTHERWISE. THE ENTIRE RISK AS TO THE RESULTS OF THE INFORMATION PROVIDED OR ITS USE IS ASSUMED BY YOU. COREL SHALL HAVE NO LIABILITY TO YOU OR ANY OTHER PERSON OR ENTITY FOR ANY INDIRECT, INCIDENTAL, SPECIAL, OR CONSEQUENTIAL DAMAGES WHATSOEVER, INCLUDING, BUT NOT LIMITED TO, LOSS OF REVENUE OR PROFIT, LOST OR DAMAGED DATA OR OTHER COMMERCIAL OR ECONOMIC LOSS, EVEN IF COREL HAS BEEN ADVISED OF THE POSSIBILITY OF SUCH DAMAGES, OR THEY ARE FORESEEABLE. COREL IS ALSO NOT LIABLE FOR ANY CLAIMS MADE BY ANY THIRD PARTY. COREL'S MAXIMUM AGGREGATE LIABILITY TO YOU SHALL NOT EXCEED THE COSTS PAID BY YOU TO PURCHASE THE MATERIALS. SOME STATES/COUNTRIES DO NOT ALLOW EXCLUSIONS OR LIMITATIONS OF LIABILITY FOR CONSEQUENTIAL OR INCIDENTAL DAMAGES, SO THE ABOVE LIMITATIONS MAY NOT APPLY TO YOU.

Corel, the Corel logo, CorelDRAW, Corel DESIGNER, Painter, Paint Shop Pro, VideoStudio, WinDVD, WinZip, and WordPerfect are trademarks or registered trademarks of Corel Corporation and/or its subsidiaries in Canada, the U.S. and/or other countries.

Adobe, Photoshop, and PostScript are registered trademarks of Adobe Systems Incorporated in the United States and/or other countries. Bamboo, Cintiq, Intuos, and Wacom are trademarks of WACOM Company, Ltd. in the United States and/or other countries. Intel and Pentium are registered trademarks of Intel Corporation or its subsidiaries in the United States and other countries. Mac, Mac OS, Macintosh, Power Mac, and QuickTime are trademarks of Apple Computer, Inc., registered in the United States and other countries. Spotlight is a trademark of Apple Computer, Inc. Microsoft, Windows, and Windows Vista are either registered trademarks or trademarks of Microsoft Corporation in the United States and/or other countries. TARGA is a registered trademark of Pinnacle Systems, Inc., registered in the U.S. and other countries. PowerPC is a registered trademark of International Business Machines Corporation in the United States, other countries, or both. Other product, font, and company names and logos may be trademarks or registered trademarks of their respective companies.

# Corel® painter™ 11

---

## Contents

---

<b>1  </b>	<b>Introducing Corel Painter 11 .....</b>	<b>1</b>
<b>2  </b>	<b>Customer Profiles.....</b>	<b>3</b>
<b>3  </b>	<b>What's Included? .....</b>	<b>5</b>
<b>4  </b>	<b>Top New and Enhanced Features .....</b>	<b>7</b>
	Creativity .....	7
	Performance and Productivity .....	11
	Compatibility .....	13
<b>5  </b>	<b>The Essence of Corel Painter .....</b>	<b>15</b>
	Brushes .....	15
	Brush Controls.....	17
	The Brush Creator.....	18
	Textures.....	18
	Divine Proportion .....	19
	Photo Painting System .....	20
<b>6  </b>	<b>Summary of New or Enhanced Features .....</b>	<b>23</b>

---





## Introducing Corel® Painter™ 11

Corel® Painter™ 11 is the ultimate art studio. By providing the most inventive drawing and painting tools available, Painter helps artists pursue their creative impulses in new and inspiring ways.

### Changing What's Possible in Art

Corel Painter 11 gives artists more creative freedom than a traditional art studio. The ability to build unique brushes and media variants, and to customize how any brush interacts with the canvas, lets artists create in ways not traditionally possible.

With Corel Painter 11, users can experiment with color theory and composition faster than ever before. They can wipe the slate clean at any time — without the costs associated with traditional art materials. What's more, there are no toxins and there is no mess to clean up. This freedom makes it easier for artists to create to their heart's content and to discover new approaches and techniques along the way.

Corel Painter 11 is the fastest and most dependable Painter yet. We've listened to the community of passionate users and optimized the application so that it streamlines an artist's workflow and provides a reliable creative environment.

This reviewer's guide walks you through the new and enhanced features provided by Corel Painter 11 and touches on historical user favorites. Find out why every day world-renowned artists, designers, professional photographers, as well as students and teachers use Corel Painter to explore their creativity and discover new artistic possibilities.



# 2



## Customer Profiles

### Concept Artists

Concept artists who work in the animation, comic and manga, automobile, movie, and video game industries combine Corel Painter, their natural talents, and traditional techniques to create astounding scenes, vehicles, characters, and textures.

### Designers and Illustrators

Many of the world's foremost industrial designers, architects, commercial illustrators, and graphic designers rely on Corel Painter for the depth and power of its digital art tools and its ability to help them vividly capture their creative vision.

### Artists

Many fine artists use Corel Painter as their primary medium. Their works appear in galleries around the world — proof that digitally created art is a recognized medium on the world's art scene.

### Professional Photographers

Corel Painter helps professional photographers differentiate their businesses and generate new revenue streams by turning photographs into hand-painted works of art.

### Students and Teachers of Art or Design

Corel Painter lets students and teachers explore the visual arts without the costs and mess associated with traditional art supplies. This ideal learning environment combines the techniques of classical art training with all the benefits offered by digital tools and media.



# 3



## What's Included?

### Main Application

- Corel® Painter™ 11, Mac OS® and Windows® versions

### Content

- Libraries of unique gradients, nozzles, patterns, stock photos, paper textures, and brushes

### Documentation

- Printed Getting Started Guide
- HTML Help files
- Online User Guide and Getting Started Guide (PDF)

### Training

- Online videos
- Online tutorials

### Minimum System Requirements

#### Mac OS® version:

- Mac OS® X (version 10.4 or 10.5, with latest revision)
- Power Macintosh® G5, 700 MHz or greater
- 1 GB of RAM
- Mouse or tablet
- 24-bit color display
- 1024 × 768 screen resolution
- CD drive

**Windows® version:**

- Windows XP, or Windows Vista™ operating system (with latest service packs)
- Pentium® IV, 700 MHz or greater
- 1 GB of RAM
- Mouse or tablet
- 24-bit color display
- 1024 × 768 screen resolution
- CD drive

# 4



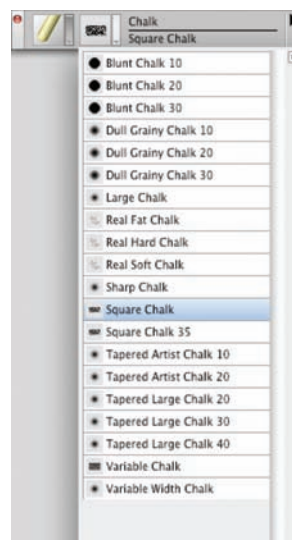
## Top New and Enhanced Features

Corel Painter 11 is the ultimate art studio. By providing the most inventive drawing and painting tools available, Painter helps artists pursue their creative impulses in new and inspiring ways.

### Creativity

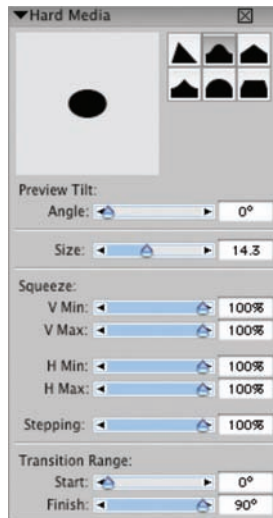
Corel Painter 11 gives users more artistic freedom to build unique, customized brushes and media variants. In addition to several new media variants, artists can also take advantage of redesigned Colors and Mixer palettes that increase their options when choosing colors.

**New! Hard media variants:** Painter has always set the standard in providing artists with the most realistic Natural-Media® brushes available. Corel Painter 11 continues its leadership by introducing a range of 40 new hard media variants suitable for drawing and sketching. The new variants are available in a variety of brush categories, including Acrylic, Blenders, Chalk, Colored Pencils, Conte, Erasers, Pastels, Pencils, Pens, Sumi-e, Watercolor, and the new Markers.



*Corel Painter 11 includes 40 new hard media variants in a variety of brush categories.*

**New! Custom hard media variants:** With the new Hard Media palette, users can create their own hard media variants. The palette provides a preview window and several controls so that users can fine-tune variants to meet their personal specifications, including dab profiles, sizes, transition range, stroke width, and tilt angle.




*The new Hard Media palette lets users customize hard media variants.*

**New! Customizable Rendering markers:** Corel Painter 11 offers new markers specifically designed to emulate real-world rendering markers. Like all Painter media, these markers take full advantage of tablet tilt so that artists can vary the width of the marker stroke by adjusting the angle of their pen. In addition, users can customize how the media dries on the canvas which makes it easier to blend colors while rendering.

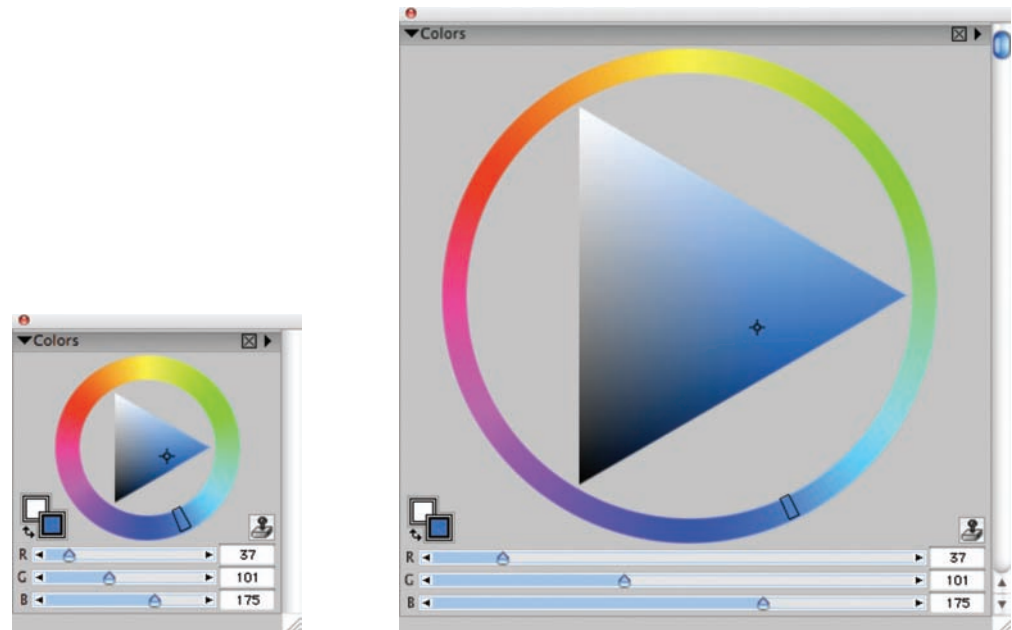
## Give it a try

### Using the new Markers

- 1 In the toolbox, click the **Brush**  tool.
- 2 On the Brush Selector bar, choose **Markers** from the **Brush Category** selector.
- 3 Choose a variant from the **Brush Variant** selector.
- 4 Choose **Window** menu ▶ **Brush Controls** and ensure that there is a check mark beside **HardMedia**.  
If the palette is not expanded, click the palette arrow.
- 5 Draw on the canvas.
- 6 On the **Hard Media** palette, experiment with the marker performance by dragging any of the available sliders.

**New! Marker buildup:** The new marker variants let users control color buildup, just like real-world counterparts. The first stroke produces an even distribution of color. As additional strokes are applied, the color begins to build and darken.

**New! Redesigned Colors palette:** For Corel Painter 11, the Colors palette has been redesigned so that all color controls are on one palette. The sliders from the former Color Info palette have been added, making it easier to adjust colors. Users can choose to show or hide both the color wheel or the color information sliders, providing more space for the tools they use most frequently. In addition, as users hover over the color wheel, a new tooltip provides accurate color values for the currently selected color. What's more, the Colors palette is now resizable by up to 800 pixels in width, providing a better view of all available colors. This makes it easier for artists to accurately choose the exact color they need.



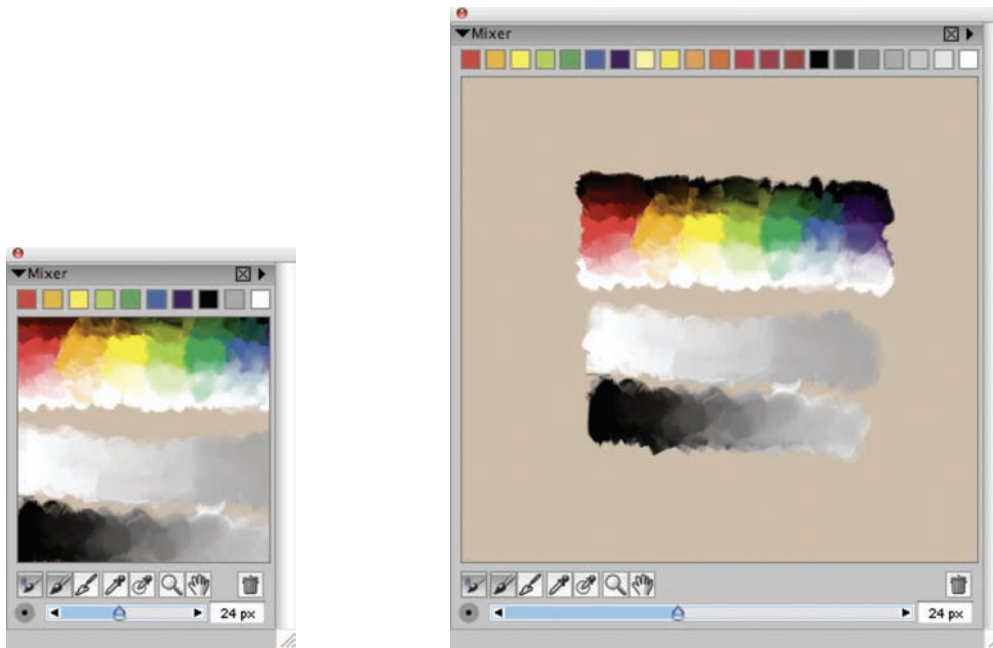
*The original Colors palette (left); and the enlarged Colors palette (right).*

## Give it a try

### **Resizing the Colors palette**

- 1** Ensure the Colors palette is displayed by choosing **Windows** menu ► **Color Palettes** ► **Colors**.
- 2** Undock the palette by dragging the **Colors** title bar to another location in the workspace.
- 3** Drag the resize handle at the bottom-right corner of the Colors palette.

**New! Resizable Mixer palette:** The Mixer palette is now resizable by up to 1600 pixels in width, providing more space for mixing custom colors. As the palette is resized, the Brush Size slider will expand in width to give users more control and accuracy.



*The original Mixer palette (left); and the enlarged Mixer palette (right).*

## Give it a try

### **Resizing the Mixer palette**

- 1** Ensure the Mixer palette is displayed by choosing **Windows** menu ▶ **Color palettes** ▶ **Mixer**.
- 2** Undock the palette by dragging the **Mixer** title bar to another location in the workspace.
- 3** Drag the resize handle at the bottom-right corner of the Mixer palette.

**Enhanced! Additional mixer swatches:** Users can now add mixer swatches to the Mixer palette, increasing their options when creating custom colors.


**Enhanced! Velocity control:** Corel Painter 11 gives pen tablet users more control over media deposits. As users increase their pen speed, thin brush strokes with less ink are applied. Conversely, a slower pen speed will result in thicker brush strokes and more ink deposited on the canvas.



*Pen tablet users can control media deposits by altering the speed of their pen.*

### Give it a try

#### **Using pen speed to control media deposits**

- 1 In the toolbox, click the **Brush**  tool.
- 2 On the Brush Selector bar, choose a brush category from the **Brush Category** selector.
- 3 Choose a variant from the **Brush Variant** selector.
- 4 Draw on the canvas with a quick motion.
- 5 Now, use a slower motion to draw on the canvas.  
Notice the differences in media deposits between brush strokes.

## Performance and Productivity

Corel Painter 11 offers new tools and performance enhancements that increase productivity and streamline an artist's workflow.

**New! Keyboard color selection:** Users now have the option of selecting color by using the arrow keys on their keyboard to control the pointer. A single tap from their pen activates the color wheel, allowing the user to manipulate color with their keyboard.

### Give it a try

#### **Using the keyboard to select color**

- 1 On the **Colors** palette, click the **Hue Ring** to choose a predominate hue.  
This activates the Colors palette for keyboard use.
- 2 On your keyboard, use the **Up, Down, Left, or Right** arrow keys to adjust the saturation value of the predominant hue.

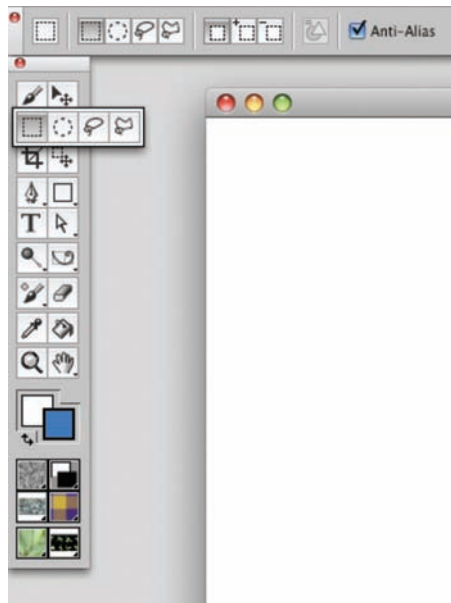
**Enhanced! Color Management:** For Corel Painter 11, the Color Management interface has been redesigned and simplified. Users can more easily control color profiles when creating new files, opening existing Painter files, or opening other file types. This makes it easier to ensure accurate color

representation when switching between applications or exchanging files with clients and colleagues.

**Enhanced! Selection tools:** With Corel Painter 11, users will experience better results and more control when using the selection tools. The marquee tools are easier to handle, allowing for more nimble and precise selections. In addition, the enhanced Magic Wand more faithfully selects designated areas.

**New! Polygonal Selection tool:** Users can take advantage of the new Polygonal mode to produce straighter lines when making node-to-node selections. The ability to switch in and out of Polygonal mode while using the Lasso tool gives users more precision and dexterity when making selections.

**New! Transform tool:** With Corel Painter 11, all of the transform modes have been combined in a centralized tool, improving the ease and efficiency of transforming images. The new Transform tool offers convenient property bar buttons that let users quickly switch between the Move, Scale, Rotate, Skew, Distort, and Perspective Distortion modes.



*The centralized Transform tool gives users property bar access to all transform modes.*

**New! Transformation flexibility:** Artists can now choose whether to transform the complete contents of a layer or selected content within a layer. This provides greater precision and flexibility when transforming imagery.

**Enhanced! Copy and paste functionality:** The performance of copy and paste functionality has been improved to give users more precision and faster performance. As a result, users can now copy content from multiple layers, all visible layers, and the canvas (if visible).

## Compatibility

With improved color recognition, individual document color profiles, and increased support for industry-standard file formats, applications, and operating systems, Corel Painter 11 dependably fits into the workflow of creative professionals.


**New! Document color profiles:** Corel Painter 11 now lets users save individual color profiles for every Painter document in RIF, PSD, TIF, and JPEG formats. This ensures accurate color representation for every file, helping users to distribute their artwork with confidence — whether it's destined for the Web, print, or another application.

**Enhanced! Color recognition:** Whether users are importing an image created in Adobe® Photoshop®, or a scanned image or photo, Corel Painter 11 will recognize the individual color profile associated with every file. This ensures that color properties are preserved when exchanging artwork and makes it easier to maintain color consistency.

**New! Tablet tilt:** For heightened realism, Corel Painter 11 takes full advantage of tablet tilt. Just as they would with a traditional brush, artists can now control the width of their brush strokes by adjusting the angle of their pen. A vertical pen angle will create a thin brush stroke while a slanted angle will create a wider stroke — perfect for shading.

### Give it a try

#### **Using pen angle to control the width of brush strokes**

- 1 In the toolbox, click the **Brush**  tool.
- 2 On the Brush Selector bar, choose a brush category from the **Brush Category** selector.
- 3 Choose a variant from the **Brush Variant** selector.
- 4 Draw on the canvas.  
Use the side of your pen to create thicker strokes.

**Enhanced! Universal binary:** With support for Universal binary specifications, Corel Painter 11 is optimized for use with both Intel®- and PowerPC®-based Mac computers.

**New! Windows Vista™ support:** Corel Painter 11 is designed to run on the latest Microsoft operating system, Windows Vista.

**Enhanced! Mac OS® X support:** As the Mac OS platform has evolved, Corel Painter has kept pace so that artists can take advantage of everything the Mac OS has to offer. Corel Painter 11 supports the latest operating system from Apple and also provides built-in support for the Spotlight™ software utility.

**Enhanced! Adobe® Photoshop® support:** With Corel Painter, layer behavior is very similar to Adobe Photoshop, which makes moving files between Photoshop and Corel Painter simple. Files saved to the Photoshop (PSD) file format open in Corel Painter, with layer masks, alpha channels, layer merge modes, and layer sets (groups) maintained.

**Enhanced! Wacom® support:** Wacom pen tablets and pens have long been staples in the creative professional's toolbox. With Corel Painter 11, artists can use the entire Wacom product line — including the Cintiq 21 UX interactive pen display, the Intuos®3 and Bamboo™ pen tablets, and the Wacom® 6D Art Pen.

**Enhanced! File format support:** Corel Painter 11 provides new support for Portable Network Graphics (PNG). Users can also open and save a variety of industry-standard file formats, including Adobe Photoshop (PSD), Corel® Paint Shop Pro® (PSP), TIFF (CMYK & RGB), Windows Bitmap (BMP), PC Paintbrush (PCX), TARGA® (TGA), GIF, JPEG, Mac PICT, QuickTime (MOV), and Video for Windows (AVI) files. In addition, users can save files in Encapsulated PostScript® (EPS) format.

# 5



## The Essence of Corel® Painter™

Corel Painter users continue to enjoy many features that have been the cornerstones of the application for years. The following features let creative professionals leverage their natural talents and techniques to create original works of art, distinguishing Corel Painter from other applications.

### Brushes

Brushes have always been the heart and soul of Corel Painter — with more than 30 brush categories, ranging from Crayons, Chalk, and Charcoal to Acrylics, Artists' Oils, RealBristle, and the new Markers. While most mirror the look and feel of traditional brushes, others offer users a one-of-a-kind creative tool. The following brush categories are just a sample of those available in Corel Painter 11.

**Artists' Oils Painting System:** Artists' Oils let users apply paint blends created in the Mixer palette directly onto images in the document window. Each brush dab loads the brush with a finite amount of oil. As the oil runs out, the brush stroke becomes fainter. Brush strokes interact with paint already on the canvas just as they would with natural media.



*Artists' Oils brush stroke*

**Acrylics:** All Acrylic brush variants cover underlying brush strokes. Many are capable of multicolored strokes, and others interact with underlying pixels to create realistic effects.



*Thick Acrylic Flat brush stroke*

**Blenders:** Blenders affect underlying pixels by moving and mixing them. The variants can reproduce the effects of blending paint by applying water or oil. Blenders are ideal for smoothing drawn lines and creating shade.



*Just Add Water brush stroke*

**Chalk:** Chalk brush variants produce the thick, rich texture of natural chalk sticks and cover with strokes that interact with the paper grain. The opacity is linked to stylus pressure.



*Chalk brush stroke*

**F/X:** F/X brush variants produce wildly creative results. Some add color; others affect underlying pixels. For example, the Glow brush lets users add ambient light.



*Glow brush stroke*

**Impasto:** Impasto brush variants replicate the classic technique of applying thick paint on a canvas to provide depth. The depth information for the brush stroke is stored on the Impasto Layer.

Some impasto variants apply depth effects to underlying pixels, such as Acid Etch, Clear Varnish, Depth Rake, and Texturizer-Clear. Other variants apply three-dimensional brush strokes with the current paint color.



*Loaded Palette Knife brush stroke*

**Pattern Pens:** Pattern Pen brush variants apply a pattern to an image. The size and transparency of the applied pattern can be adjusted for variation.



*Pattern Pen brush stroke*

**RealBristle:** RealBristle brush variants heighten the responsiveness of the brush for the artist. By simulating the natural movement of an artist's brush, these variants result in brush strokes that faithfully replicate the interaction between paint, canvas, and a brush's bristles.



*Real Tapered Round brush stroke*

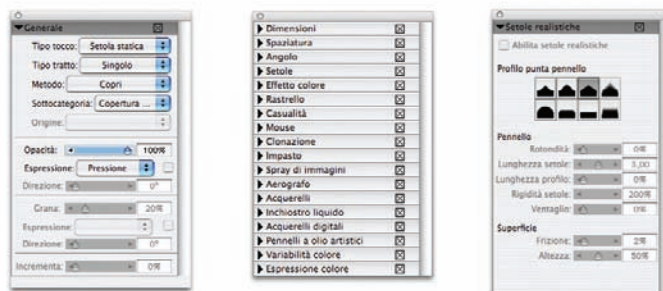
**Watercolor:** Watercolor variants produce natural-looking watercolor effects. Almost all variants in the Watercolor category interact with the canvas texture. For most of these variants, stylus pressure affects the width of the brush stroke. As with traditional watercolor brushes, greater pressure on the brush widens a stroke and less pressure narrows a stroke.



*Watercolor brush stroke*

## Brush Controls

Brush Control palettes provide quick access to all brush settings and controls. Making on-the-fly changes to brush settings and variables is simple. For example, the Boost slider, found in the General palette, instantly enhances brush speed. Just drag the slider and see brush performance accelerate immediately.

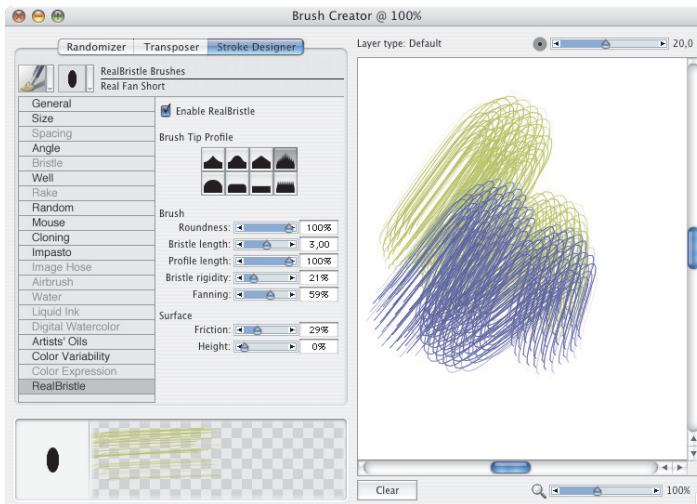


*Brush Control palettes enable on-the-fly changes.*

## The Brush Creator

The Brush Creator provides controls for customizing and creating brush variants. The main window of the Brush Creator contains three tabs, each with its own user interface: Randomizer, Transposer, and Stroke Designer.

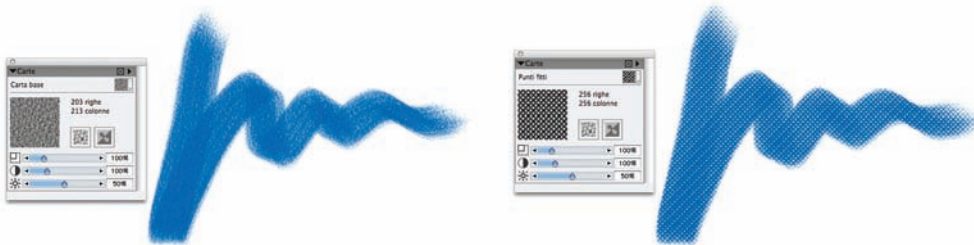
The Randomizer creates random brush settings for the selected brush category and variant. The Transposer creates new brush settings based on the transition from one brush category and variant to another. The Stroke Designer lets users control the size and shape of the media applied by a brush, the way the dabs are repeated in a stroke, the media (usually color) that flows from a brush, and how a brush interacts with underlying pixels.



*The Brush Creator*

## Textures

In the traditional art world, an artist's brush or drawing tool produces different results when applied to surfaces with different textures. Corel Painter allows users to control the texture of the canvas to achieve the results they would expect from conventional art media on a given surface. Brushes interact with paper grain, just as natural tools react with the texture of the surfaces beneath them. Textures can also be used to create special effects, such as rusted metal on an intergalactic spaceship or bark on a tree.



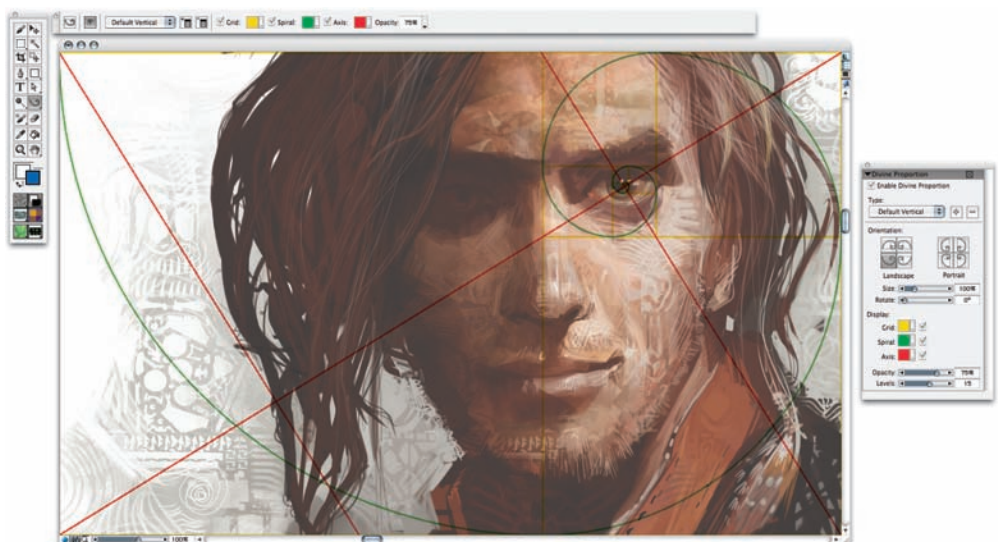
*Many brush variants allow the paper texture to be seen through the brush stroke.*



*Paper texture can help create special effects.  
Artwork by Andrew Jones.*

## Divine Proportion

The Divine Proportion composition tool helps artists visually arrange their canvas prior to drawing or painting. It is an ideal aid for creating visually stunning compositions, whether artists are painting from a blank canvas or cropping a photograph before transforming it into a painting. Corel Painter provides palette controls for the Divine Proportion composition tool, which allow the artist to adjust the orientation, size, angle of rotation, display colors, opacity, and grid levels.



*The Divine Proportion composition tool can be used to visually arrange the canvas.  
Original artwork by Andrew Jones.*

## Photo Painting System

The Photo Painting System is comprised of three palettes which make it easy for photographers to create beautiful paintings from photos.

**The Underpainting palette:** Historically, an underpainting was used to establish the overall color values for a painting. Similarly, the Underpainting palette lets users prepare a photo for cloning — the first step in transforming a photo into a painting. Users can adjust the photo's contrast, lightness, or saturation and add a decorative edge effect, such as a rectangular, circular, or jagged vignette.



*The Underpainting palette helps users prepare a photo for cloning.*

**The Auto-Painting palette** The Auto-Painting palette lets users transform a photograph into a painting by automatically applying random paint strokes that vary in stroke type, direction, and pressure. Users choose the type of brush stroke, and adjust the preset options to determine how the brush interacts with the canvas. The Smart Stroke Painting option dynamically changes brush size, stroke length, and pressure based on the detail and focal areas of the original photo.



*The Auto-Painting palette helps users transform a photo into a stunning painting.*

## The Restoration palette

The Restoration palette allows users to touch up their painting manually with one of two special brushes that use the original photographic detail to “restore” image areas, such as facial features.



*The Restoration palette is great for restoring original detail from the cloned photo.*



# 6



## Summary of New or Enhanced Features

The following is a summary of the new or enhanced features in Corel Painter 11.

### Creativity

- Try one of **40 new hard media variants**, which are especially useful for drawing and sketching.
- Use the **new Hard Media palette** to build your own variants or customize existing variants.
- Create colorful depictions and drawings with the **new Markers** designed to emulate real-world rendering markers.
- Enjoy control over **color buildup** when using the new Markers, which perform just like their real-world counterparts.
- Take advantage of the **newly redesigned and resizable Colors palette**, which makes it easier to choose and adjust color.
- Achieve greater control and accuracy when mixing custom colors with the **new, resizable Mixer palette**.
- Increase available color options by **adding mixer swatches** to the Mixer palette.
- Experience **more control over media deposits** when using a pen tablet.

### Performance and Productivity

- Choose color faster and with more accuracy by using the **new keyboard color selection**.
- Easily control color profiles and maintain color consistency with the **enhanced and simplified Color Management interface**.
- Get better results and more control with the **new selection tools**.
- Try the **new Polygonal Selection tool** to produce straighter lines when making node-to-node selections.
- Use the **new, centralized Transform tool**, which puts all mode options on the property bar for convenient access.

- Choose whether to transform complete or select layer content for greater **precision and flexibility when transforming images**.
- Enjoy **enhanced copy and paste functionality**, which provides more control and faster results.

## Compatibility

- The **new document color profiles** ensure accurate color representation for every file, no matter the output.
- Maintain color consistency and preservation of imported artwork or photos with **enhanced color recognition**.
- The **new Tablet tilt** provides control over brush stroke width simply by adjusting pen angle.
- Work on either Intel or PowerPC-based Mac computers with **enhanced universal binary support**.
- Create with confidence on the latest Microsoft operating system, **Windows Vista™**.
- Exchange artwork easily with **enhanced support for Adobe® Photoshop®** files.
- Open and save a variety of file formats, including **new support for Portable Network Graphics (PNG)**.

## About Corel

Corel is one of the world's top software companies with more than 100 million active users in over 75 countries. We develop software that helps people express their ideas and share their stories in more exciting, creative, and persuasive ways. Through the years, we've built a reputation for delivering innovative, trusted products that are easy to learn and use, helping people achieve new levels of productivity. The industry has responded with hundreds of awards for software innovation, design, and value.

Our award-winning product portfolio includes some of the world's most widely recognized and popular software brands, including CorelDRAW® Graphics Suite, Corel® Painter™, Corel DESIGNER® Technical Suite, Corel® Paint Shop Pro® Photo, VideoStudio®, WinDVD®, Corel® WordPerfect® Office and WinZip®. Our global headquarters are in Ottawa, Canada, with major offices in the United States, United Kingdom, Germany, China, Taiwan, and Japan.

## Special Thanks

In recognition of the artwork used throughout this document, the Corel Painter team extends special thanks to the talented artists whose contributions helped make this reviewer's guide possible: Andrew Jones, Dwayne Vance, Gracjana Zielinska, Heather Michelle Bjoershol, Pascal Sibertin, and Daniel Cox.

# Corel® **painter™ 11**

## **Media Contact North America**

Kelly Manuel  
PR Manager, Graphics  
Corel Corporation  
613-728-0826 x 1223  
kelly.manuel@corel.com

## **Media Contact for International**

Deborah Thomas  
Senior International PR Manager  
Corel UK Limited  
+44 (0) 1628 589850  
deborah.thomas@corel.com

## **Corel Corporation**

1600 Carling Ave.  
Ottawa, ON  
Canada K1Z 8R7

## **Corel UK Limited**

Sapphire Court  
Bell Street  
Maidenhead  
Berkshire SL6 1BU  
United Kingdom